



# FIRST QUARTER 2026

Earnings Webcast



# TODAY'S SPEAKERS



**JORGE YOUNG**  
CEO



**JOSÉ CARLOS PONS**  
CFO



**RODRIGO PRIETO**  
Incoming CFO



**BÁRBARA AMAYA**  
IRO

# TODAY'S AGENDA



- 1 Quarter Overview
- 2 Financial Performance
- 3 Outlook
- 4 CFO Transition
- 5 Q&A

# QUARTER OVERVIEW



# ACTIONS EXECUTED TO ENHANCE COMPETITIVENESS



2023


 Footprint optimization:  
• Cooper River & Akra

 NWC Optimization &  
CAPEX Discipline

2024

 Footprint optimization:  
• Beaver Valley

 Organizational restructure

 Renegotiation of energy  
agreements

 Dividend to accelerate  
Spin-off

2025

 Footprint optimization:  
• Cedar Creek

 Cost reduction program

 Debt refinancing '26-'28

 Dividend suspension

 Energy trading expansion to Brazil

 Biovento commercialization

 Strengthen the  
Core Business

 Financial  
Flexibility

 Emerging  
Business



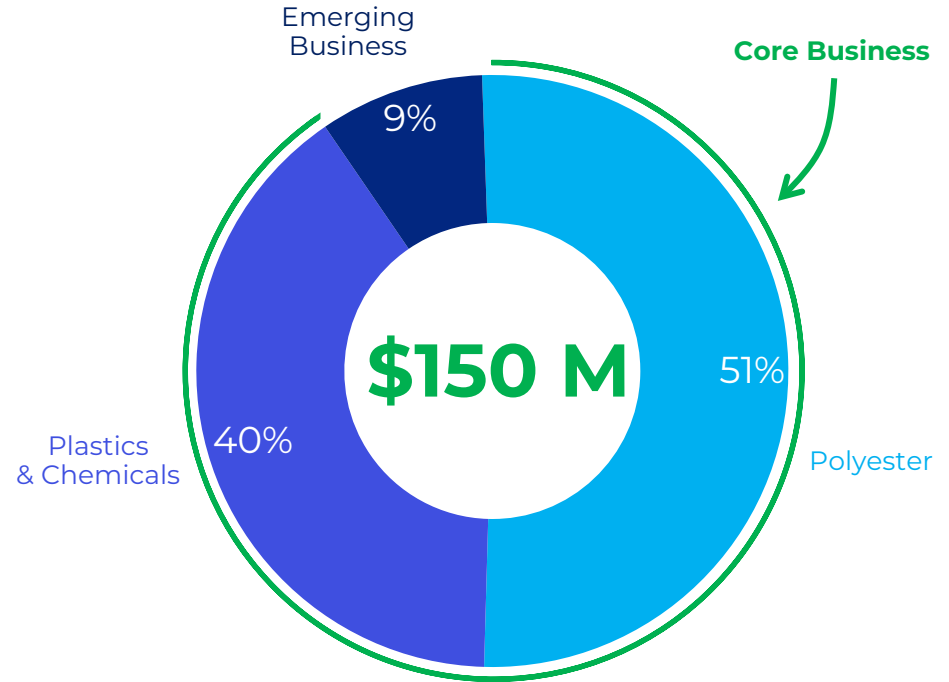
**Recognizing our teams in the Middle East for their commitment**

**Their safety remains our top priority**

# 1Q26 OVERVIEW

- **Solid operational performance** across both segments
- **50% improvement** versus last quarter, exceeding **Guidance expectations**
- Natural Gas business **incremental EBITDA contribution**

## COMPARABLE EBITDA



# KEY ACTIONS 2026



## Strengthen the Core Business

### Footprint optimization prioritizing more competitive assets:

- Recycling sites in Reading & Pacheco



## Financial Flexibility

### Phase I of Non-Strategic Asset Sales:

- Successful sale of Beaver Valley site
- Advancing in additional assets in MX & U.S.



## Boosting Growth

### Expanding portfolio high-value added products:

- **EPS:** Completion of extrusion project (U.S.)
- **PP:** \$70 million investment across 3 years



## Emerging Business

### Moving ahead in Energy Commercialization



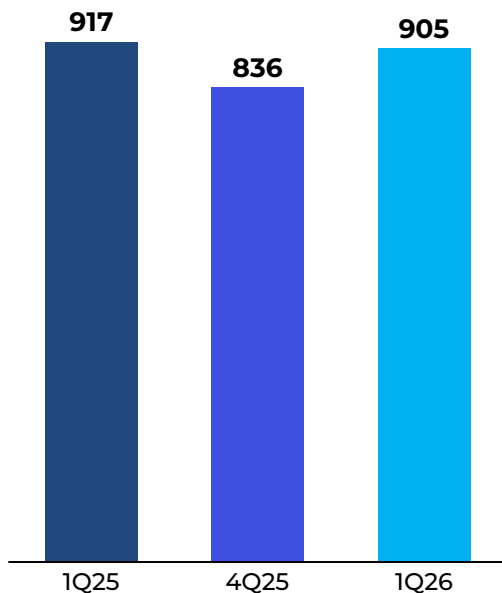


# FINANCIAL PERFORMANCE

# POLYESTER

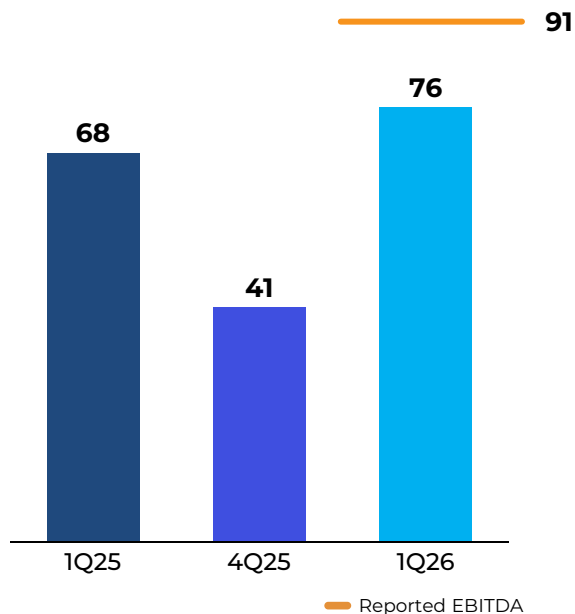
## VOLUME

-1% YoY | +8% QoQ



## COMPARABLE EBITDA

+12% YoY | +84% QoQ



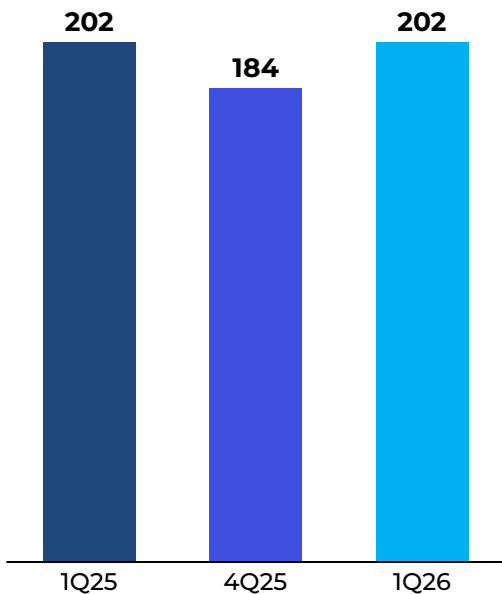
Stronger operational execution and improved volume levels QoQ

Higher Chinese PET reference margins, averaging \$246 per ton in March

# PLASTICS & CHEMICALS

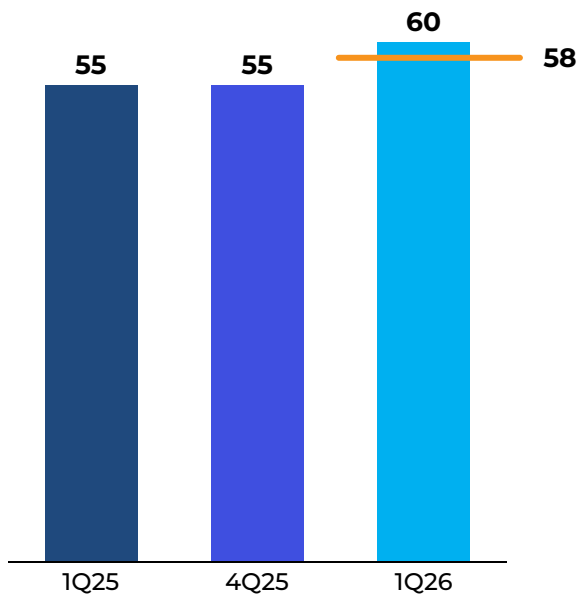
## VOLUME

Flat YoY | +10% QoQ



## COMPARABLE EBITDA

+8% YoY | +8% QoQ

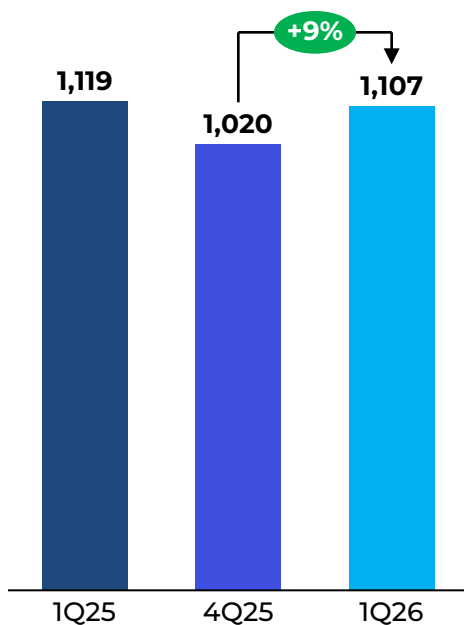


Reported EBITDA

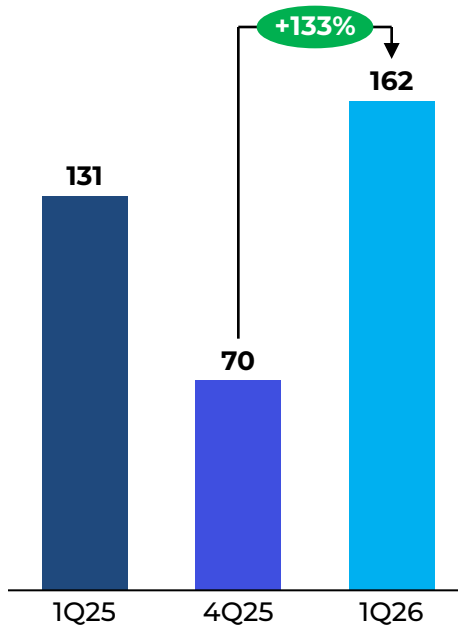
Higher  
volumes and  
stronger  
performance

# 1Q26 FINANCIAL RESULTS

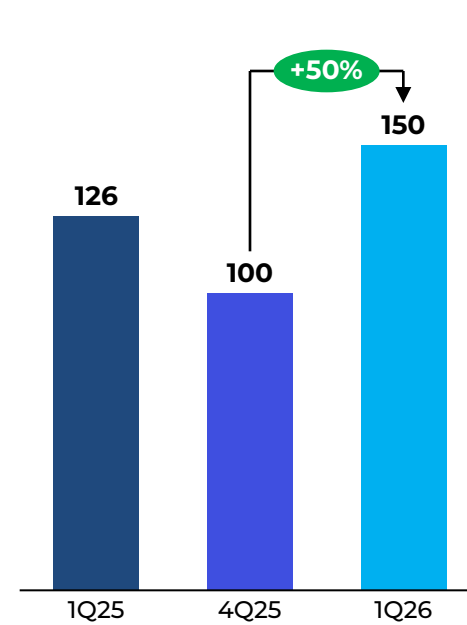
## VOLUME



## REPORTED EBITDA

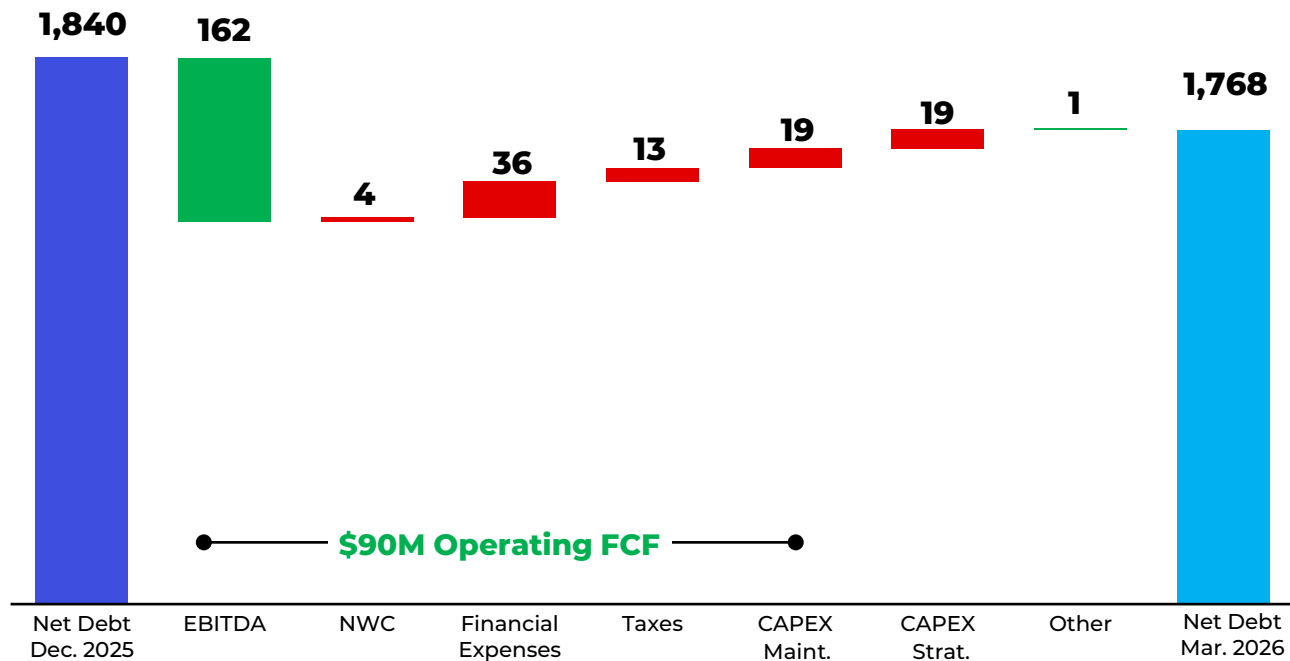


## COMPARABLE EBITDA



Volume in ktms, Comparable and Reported EBITDA in US\$M.

# FREE CASH FLOW GENERATION



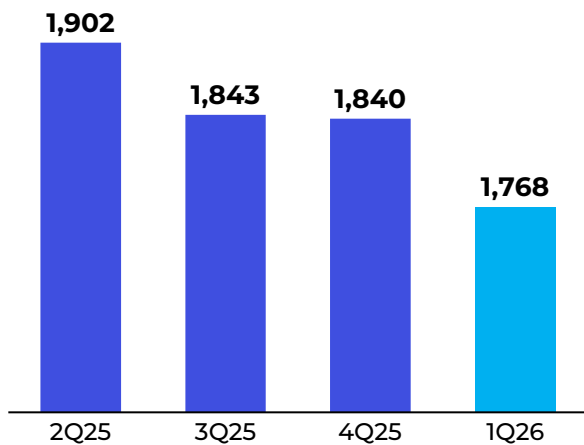
All amounts in millions of U.S. dollars unless otherwise noted.

Op. FCF  
\$90 M

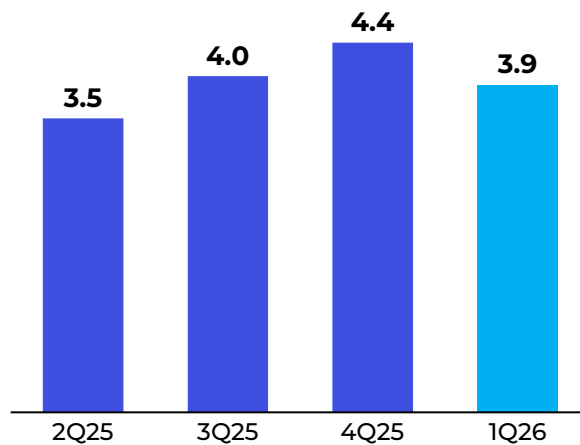
Consistent cash  
flow generation  
throughout the  
cycle

# NET DEBT & LEVERAGE

## NET DEBT (US\$ M)



## LEVERAGE (Times)



**\$72 million  
debt reduction**

**Accelerating  
our path  
toward 2.5x**

# INDUSTRY LANDSCAPE

## Tighter supply driven by feedstock interruptions

### PetChem Middle East

- Relevant exporting hub (Energy + Raw Materials)
- Conflict → Interruption in feedstock flows

### Available Supply

- Operational disruptions impacting trade & global margins
- Increased competition for available Raw Materials

### Current Impact

- Asia & Europe: Negative
- North America: Neutral/Positive

# OUTLOOK

# 2026 PRIORITIES



# CFO TRANSITION



**José Carlos Pons**  
Former CFO




**Rodrigo Prieto**  
Incoming CFO

# JOSÉ CARLOS PONS



- **7 years as CFO, shaping financial strategy and portfolio transformation**
- **Led key transactions** including the acquisitions of NOVA Chemicals' Styrenics business (2020) & OCTAL (2022), and the ALFA spin-off
- **Strengthened financial position** through disciplined capital allocation, refinancing, and competitive bond issuances

# RODRIGO PRIETO



- **20+ years of experience within Alpek**, leadership roles across Planning, Commercial and Operations
- VP of Supply Chain & Logistics at PP Business, with **deep operational and industry expertise**
- **Track record across key Business Units**, including PP and Polyester in the U.S. and Mexico

# Q&A



**JORGE YOUNG**  
CEO



**JOSÉ CARLOS PONS**  
CFO

# INVESTOR RELATIONS



**BÁRBARA AMAYA**  
IRO | Strategic & Finance Director

[bamaya@alpek.com](mailto:bamaya@alpek.com)



**ALEJANDRA BUSTAMANTE**  
IR Manager

[abustamante@alpek.com](mailto:abustamante@alpek.com)

VISIT [ALPEK.COM](https://alpek.com) OR  
CONTACT US FOR  
ADDITIONAL INFORMATION: [IR@ALPEK.COM](mailto:IR@ALPEK.COM)

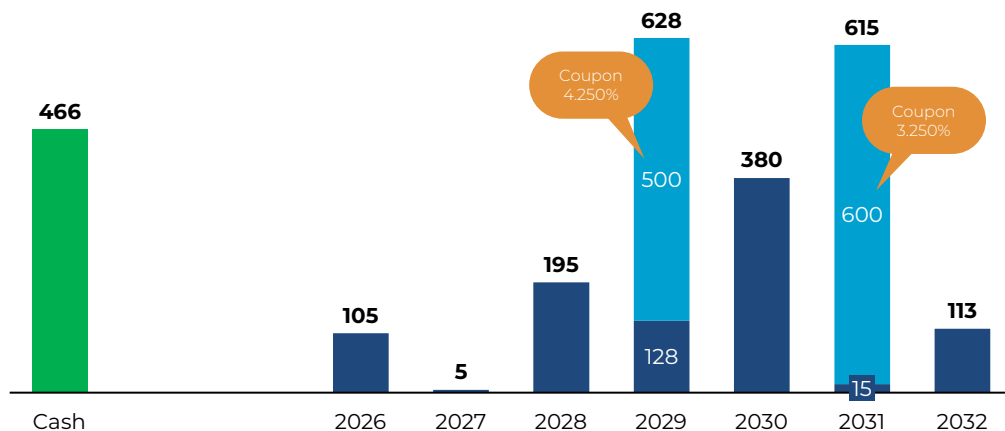


**ANNEX**

# HEALTHY BALANCE SHEET

## Consolidated Debt Profile

■ Cash 
 ■ Bonds 
 ■ Bank Debt



**4.0 YEARS OF DEBT MATURITY**

## Credit Ratings

	RATING:	OUTLOOK:
Moody's	Ba1	Negative
Fitch Ratings	BB+	Negative
S&P Global Ratings	BB+	Negative

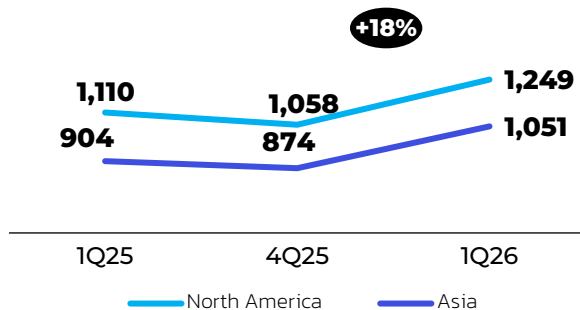
Net Debt: US\$1,768M

Gross Debt: US\$2,233M

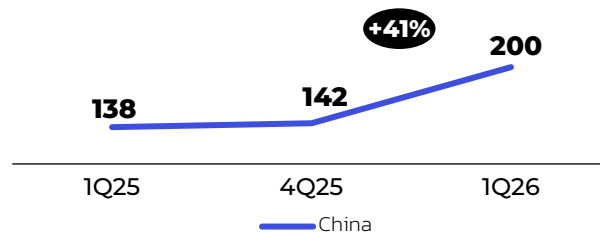
Available Comm. Credit Lines US\$572M

# RELEVANT REFERENCE MARGINS

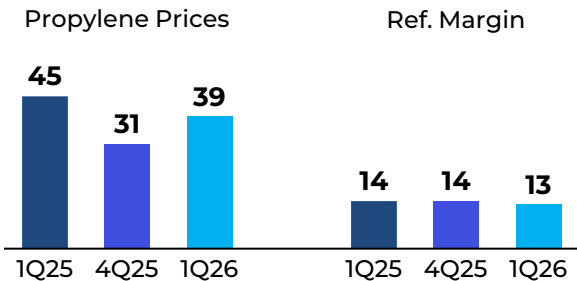
## PX PRICES



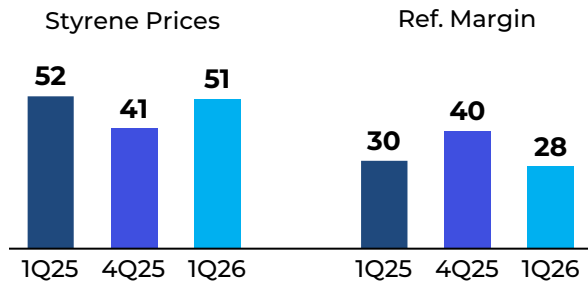
## PET REFERENCE MARGIN



## POLYPROPYLENE



## EPS





# FIRST QUARTER 2026

Earnings Webcast

